

## Knowledge Organisers

### A guide for pupils, parents and carers

#### What are knowledge organisers?

A knowledge organiser is a set of key facts or information that pupils need to know and be able to recall in order to “master” a unit or topic. It is the vital knowledge required of that particular area of study.

At University of Birmingham School, we expect pupils to bring knowledge organisers in every day as part of PREP. Pupils will be given a second knowledge organiser at February half term.

Sometimes teachers may set homework for pupils to use their knowledge organiser to learn some key information. But even if homework has not been set, pupils should use their knowledge organiser throughout the year as part of their study and to help their learning. Even 15 minutes a week will make a huge difference!

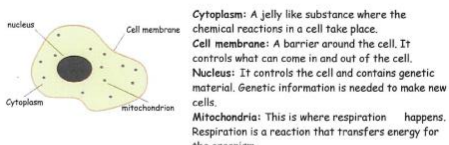
#### Passive versus active learning:

Passive learning, such as reading the knowledge organiser, is not very effective. To properly learn information, pupils need to be actively engaged with activities to help store the knowledge into their long term memory. So activities outlined below will help pupils to learn. In short, staring at the knowledge organiser alone will not help pupils to learn it!

#### Biology year 8 Knowledge organiser 1: Plant structure and function

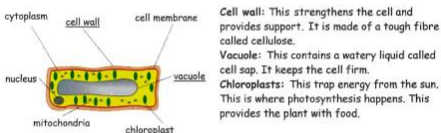
##### Animal cell

Animal cells have an irregular shape. They contain four components - a cytoplasm, a cell membrane, a nucleus and many mitochondria.

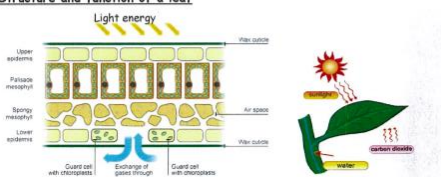


##### Plant cell

Plant cells have a more regular shape than animal cells. They contain the same components as animal cells plus three extra components - a cell wall, a vacuole, and chloroplasts.



##### Structure and function of a leaf



#### Student tips: how to use your knowledge organiser:

1. Look, cover, write, check
2. Quizzing: set yourself a test or list the key terms. From memory, write down what you can remember and check your knowledge organiser with what you know
3. Flash cards: write out flash cards from your knowledge organiser. Test yourself.
4. Teach other people the content
5. Keep repeating these activities. Doing something once won't be enough!

#### Parent tips to support your child:

1. Keep reminding pupils to use their knowledge organiser and the importance of it
2. Set aside time for your child to engage with the knowledge organiser

*Please turn over*

3. Quiz your child on the content of the knowledge organiser
4. Read through the knowledge organiser with your child. Ask them to explain the content to you
5. Read sections of the knowledge organiser out to your child, missing out key words or phrases that they need to fill in
6. Get your child to make a blank knowledge organiser and fill in the gaps without looking

**Where can I find the knowledge organisers?**

Printed copies have been given to your child. They are also available here: <https://bit.ly/32FrL8C>